


DINOSAURS

Timeline Activity

Use the information you researched at the museum, together with other research that you can do at home to create two timelines:

First, create a Dinosaur timeline that shows all the different periods during which dinosaurs, Plesiosaurs and other extinct creatures lived, right up to the beginning of humans.

Dinosaur Timeline




Then, create another timeline that shows all the important events in your life, from your birth to the present day.

Tip Use all your creativity and imagination:

- Use colours and headings to separate the different periods and events.
- Include images of the dinosaurs if you want to and descriptions of the most important creatures, or your favourites.

My Timeline



Jelly Fossils Activity

This is an activity that might need some help from an older sibling or a parent/carer:

- Use a large, clear jar or container.
- Make some jelly mixture and pour into the jar, and put your 'fossils' (these could be sweets or something edible) into the jelly.
- Once the jelly is set, create another jelly layer of a different colour and add more 'fossils'.
- Repeat until you have several different layers of different colours.

Madeupasaurus Activity

This is your chance to create your own dinosaur.



Let your imagination run away with you!
Your dinosaur can be anything you want it to be:

- It can be any shape or size, multi-coloured or black and white stripes... whatever you want.
- Give it a brilliant, original name (and maybe a nickname).

Write a description of your dinosaur and create an imaginative picture below, any way you want.

Once it's finished you can:

- Use the jelly 'fossils' (along with your timeline) to explain to your family/carer how 'fossils' found in the earliest layers are the oldest.
- Eat them after your tea!



Extra Activity

Have you heard of Mary Anning?

She was a young person who made a big impact in the world of fossils – See what you can find out.

Next steps

Send your writing and artworks to:
learning@leicester.gov.uk
Your work maybe shown on our website!